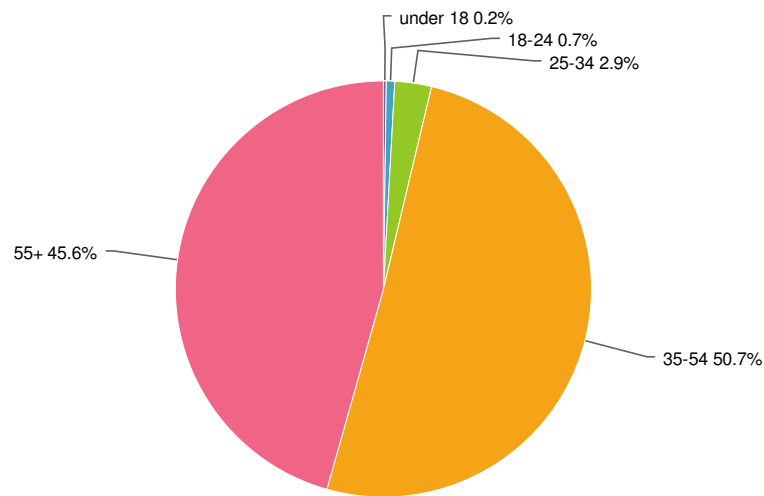


WVPVS - COMMUNITY SURVEY #1

3. What is your age?

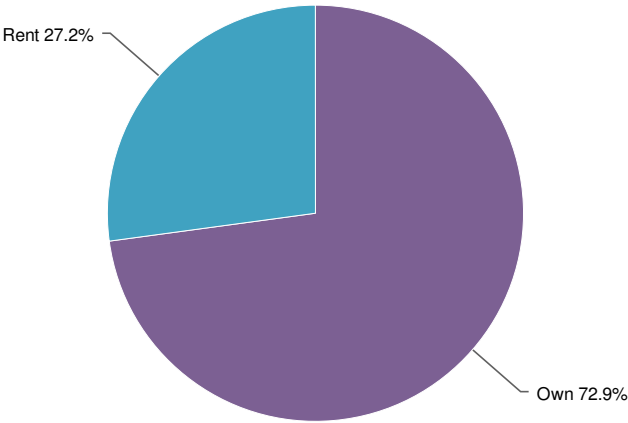


under 18	0.2%		1
18-24	0.7%		3
25-34	2.9%		13
35-54	50.7%		231
55+	45.6%		208
Total			456

Statistics

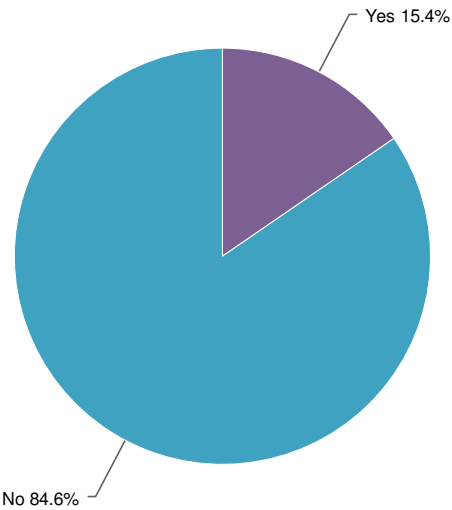
Sum	19,904.0
Average	43.7
StdDev	10.5
Max	55.0

4. Do you own or rent when you stay in Waterville Valley?



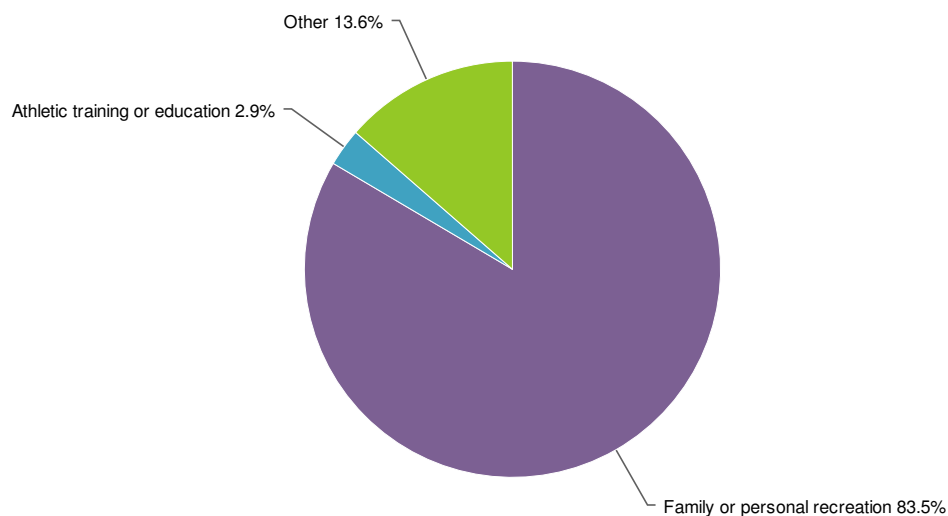
Own	72.9%	<div><div></div><div></div></div>	322
Rent	27.2%	<div><div></div><div></div></div>	120
Total			442

5. Are you a year-round resident?



Yes	15.4%	<div><div></div><div></div></div>	70
No	84.6%	<div><div></div><div></div></div>	384
Total			454

6. What is the reason for your visit(s) to Waterville Valley?



Family or personal recreation	83.5%	<div><div></div></div>	369
Group tour	0.0%	<div><div></div></div>	0
Athletic training or education	2.9%	<div><div></div></div>	13
Other	13.6%	<div><div></div></div>	60
Total			442

Responses "Other"	Count
Left Blank	405
Adaptive program volunteer	1
BBTS/ WVA	1
Both 1 + 3	1
Education-Public School	1
Employment	1
Full-time resident, recreational "user"	1
Great school, beautiful town, great community	1
Hiking, biking, Rec. Dept, playground, beach....we live down the street in Thornton	1
Home	1
Hometown	1
I live here	2
I live here.	1
It is a second home. Recreation with family and Athletic training	1

Responses "Other"	Count
Live here	6
Many reasons, WMAC, Massages, hiking, food and beverage, PSU retreats, etc.	1
My inlaws live there	1
Resident	1
Skiing	1
Summer resident	1
WV Business Owner	1
Work	1
Work/recreation	1
business owner	1
calling a dance for WV guests	1
church retreat	1
employment	1
family visits, recreation, training	1
get away from N.J.	1
has almost everything we want for retirement	1
hike/ski	1
home	1
job	1
live here	3
livr here	1
moving there permanently	1
own a business	1
planning to move here, plus Recreation	1
relaxation	1
skiing	1
snowbirds	1
teacher at WVES	1
timeshare	1
we live here in the summer	1
we live here year round	1

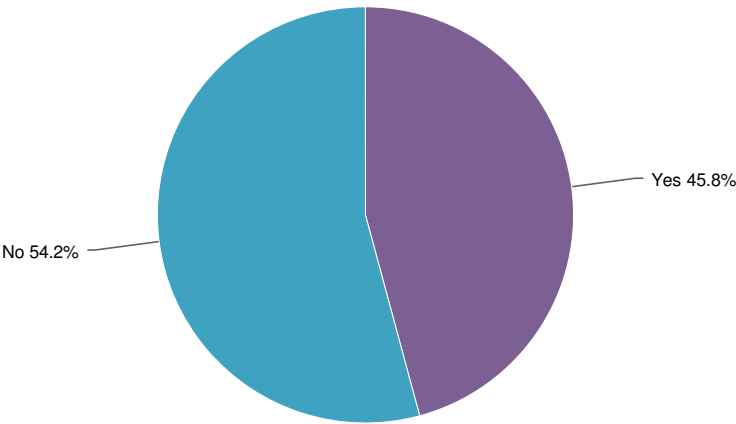
Responses "Other"	Count
we own	1
winter resident/skiing	1
work	1
work at WV Realty	1
year round resident	1

7. What is your favorite season to visit Waterville Valley? Adjust the sliders below to the left/right to indicate your choices.

	Average	Max	StdDev	Responses
Winter	4.11	5	1.38	405
Spring	2.19	5	1.43	313
Summer	3.81	5	1.35	415
Fall	3.65	5	1.27	402

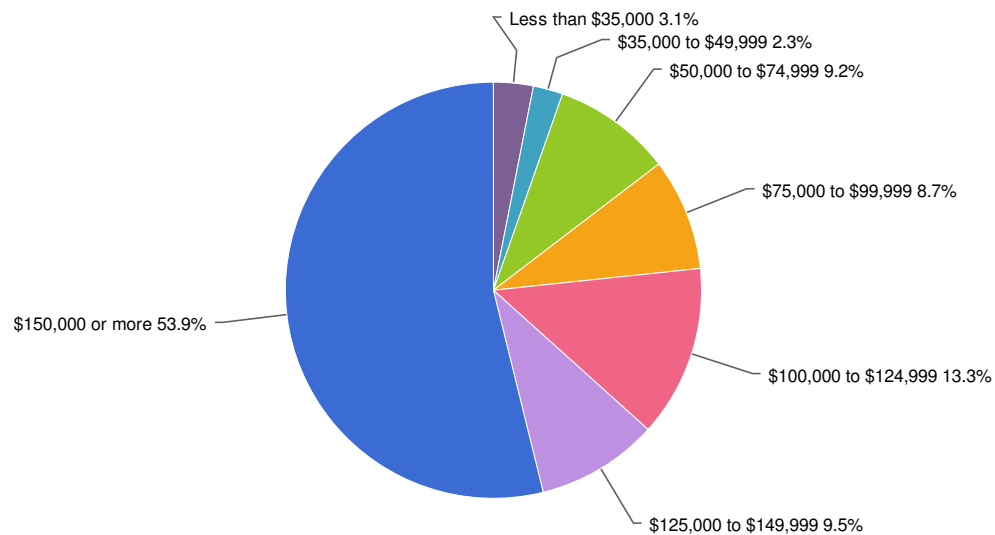
Total 451

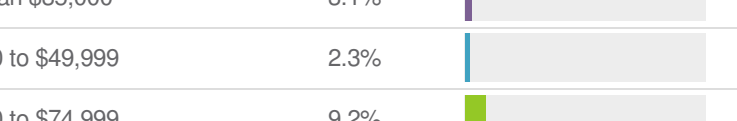
8. Do you have children under the age of 18 in your household?



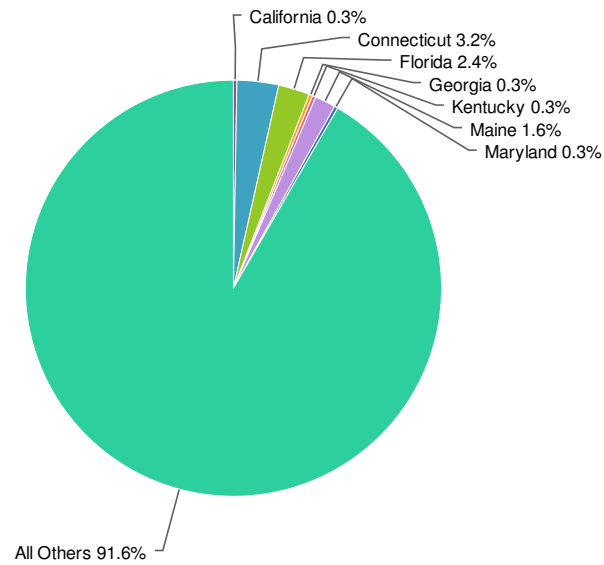
Yes	45.8%	<div><div></div></div>	207
No	54.2%	<div><div></div></div>	245
Total			452

9. What is your household income?



















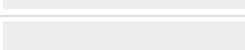
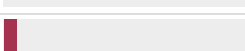

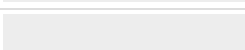










Less than \$35,000	3.1%		12
\$35,000 to \$49,999	2.3%		9
\$50,000 to \$74,999	9.2%		36
\$75,000 to \$99,999	8.7%		34
\$100,000 to \$124,999	13.3%		52
\$125,000 to \$149,999	9.5%		37
\$150,000 or more	53.9%		210
Total			390

10. You mentioned earlier that you don't live in Waterville Valley year-round. Where else do you live?

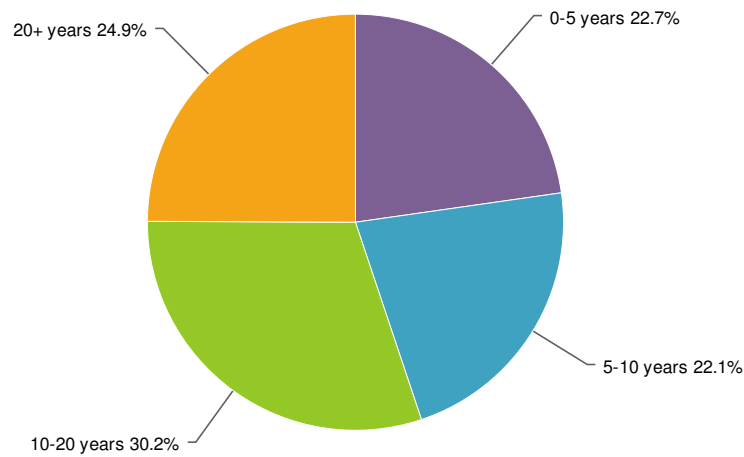


Alabama	0.0%		0
Alaska	0.0%		0
Arizona	0.0%		0
Arkansas	0.0%		0
California	0.3%		1
Colorado	0.0%		0
Connecticut	3.2%		12
Delaware	0.0%		0
District of Columbia	0.0%		0
Florida	2.4%		9
Georgia	0.3%		1
Hawaii	0.0%		0
Idaho	0.0%		0
Illinois	0.0%		0
Indiana	0.0%		0
Iowa	0.0%		0
Kansas	0.0%		0
Kentucky	0.3%		1
Louisiana	0.0%		0
Total			371

Maine	1.6%		6
Maryland	0.3%		1
Massachusetts	59.0%		219
Michigan	0.3%		1
Minnesota	0.0%		0
Mississippi	0.0%		0
Missouri	0.0%		0
Montana	0.0%		0
Nebraska	0.0%		0
Nevada	0.0%		0
New Hampshire	21.6%		80
New Jersey	1.9%		7
New Mexico	0.3%		1
New York	1.9%		7
North Carolina	0.0%		0
North Dakota	0.0%		0
Ohio	0.0%		0
Oklahoma	0.0%		0
Oregon	0.0%		0
Pennsylvania	0.5%		2
Rhode Island	5.7%		21
South Carolina	0.0%		0
South Dakota	0.0%		0
Tennessee	0.0%		0
Texas	0.3%		1
Utah	0.0%		0
Vermont	0.3%		1
Virginia	0.0%		0
Washington	0.0%		0
West Virginia	0.0%		0
Total			371

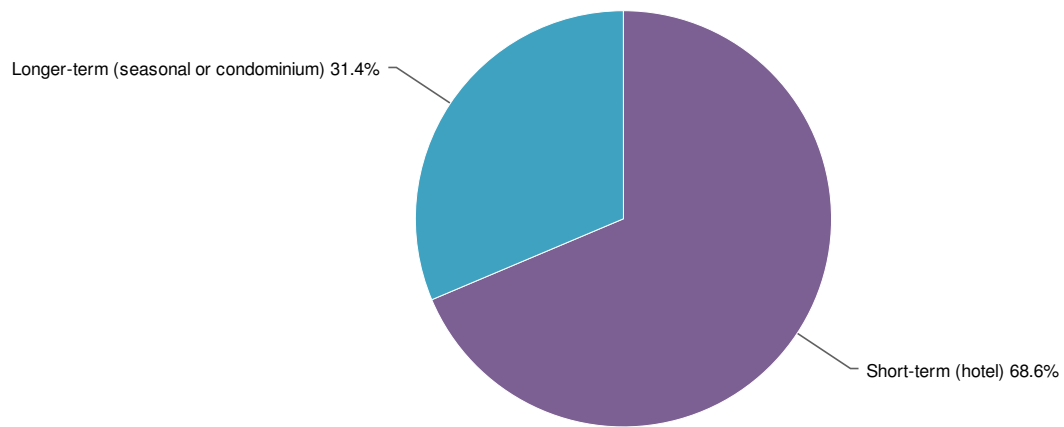
Wisconsin	0.0%		0
Wyoming	0.0%		0
Total			371

11. You mentioned earlier that you own your property. How long have you owned it?



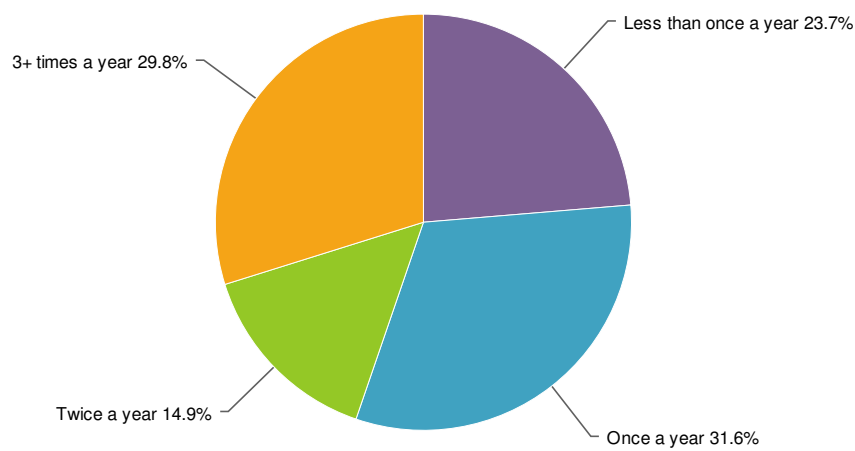
				Statistics	
0-5 years	22.7%	<div><div></div></div>	73	Sum	2,925.0
5-10 years	22.1%	<div><div></div></div>	71	Average	11.8
10-20 years	30.2%	<div><div></div></div>	97	StdDev	6.0
20+ years	24.9%	<div><div></div></div>	80	Max	20.0
Total			321		

12. You mentioned previously that when you visit Waterville Valley you rent. Is this rental for short-term (hotel) or longer-term (seasonal or condominium) use?



Short-term (hotel)	68.6%	<div><div></div><div></div></div>	81
Longer-term (seasonal or condominium)	31.4%	<div><div></div><div></div></div>	37
Total			118

13. How often do you visit and rent a property in Waterville Valley?



				Statistics	
Less than once a year	23.7%	<div><div></div></div>	27	Sum	102.0
Once a year	31.6%	<div><div></div></div>	36	Average	3.0
Twice a year	14.9%	<div><div></div></div>	17	Max	3.0
3+ times a year	29.8%	<div><div></div></div>	34		
Total			114		

14. Earlier you mentioned that you have children in your household. Please provide the age ranges for each below.

	Child 1	Child 2	Child 3	Child 4	Child 5	Child 6	Responses
0-5 years old	30 75.0%	15 37.5%	6 15.0%	1 2.5%	1 2.5%	1 2.5%	40
6-10 years old	53 60.9%	37 42.5%	16 18.4%	2 2.3%	0 0.0%	0 0.0%	87
11-14 years old	74 62.2%	60 50.4%	13 10.9%	4 3.4%	2 1.7%	0 0.0%	119
15-18 years old	53 68.8%	35 45.5%	9 11.7%	3 3.9%	0 0.0%	1 1.3%	77

15. On a scale from 1 (never) to 5 (always), please indicate how often you or a member of your household visit the following areas when you're in town. Adjust the sliders below to the left/right to indicate your choices.

	Average	Max	StdDev	Responses
Shops at the Town Square	3.81	5	1.19	439
Post Office	2.78	5	1.58	280
BBTS	2.42	5	1.71	179
Athletic Club/Coyote Grill	3.63	5	1.27	404
Waterville Valley Resort	4.00	5	1.25	358
Ice Rink	2.43	5	1.04	314
Recreation Department	2.79	5	1.27	312
Elementary School	1.91	5	1.27	175
Nordic Center	2.61	5	1.33	304
Rey Center	2.27	5	1.13	242
Corcoran's Pond	3.27	5	1.28	379
Golf Course	2.55	5	1.32	282
Curious George cottage	1.96	5	1.01	216
Hiking trails	3.76	5	1.21	417
Conference Center	1.84	5	0.78	224
Restaurants	3.64	5	1.20	433
Outdoor tennis courts	2.57	5	1.52	242
Skate Park ("Super Park")	1.54	5	0.89	174
Events (i.e. Shakespeare under the Stars)	2.42	5	1.15	276
Snow's Mt. chair lift	2.36	5	1.24	285
Other (indicate in comment box below)	2.66	5	1.71	58

Total 457

On a scale from 1 (never) to 5 (always), please indicate how often you or a member of your household visit the following areas when you're in town. Adjust the sliders below to the left/right to indicate your choices. - Text Analysis

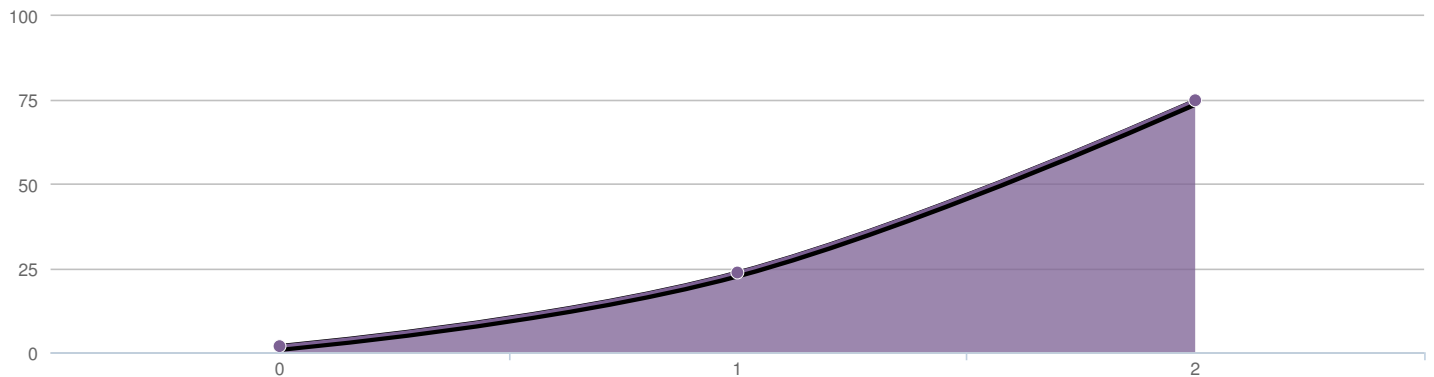
Total	0
-------	---

16. During a typical visit to town, please indicate below how often you or members of your household use the following transportation systems to get around. Adjust the slider below to the left/right to indicate your choices.

	Average	Max	StdDev	Responses
Drive	3.67	5	1.37	392
Walk (on sidewalks)	4.11	5	1.06	431
Walk (on trails)	3.76	5	1.15	400
Bicycle	3.03	5	1.26	323
Transit/Bus - "Schuss Bus" or Trolley	2.81	5	1.24	329
Other (indicate in Comments Box Below)	1.75	5	1.41	32

Total 452

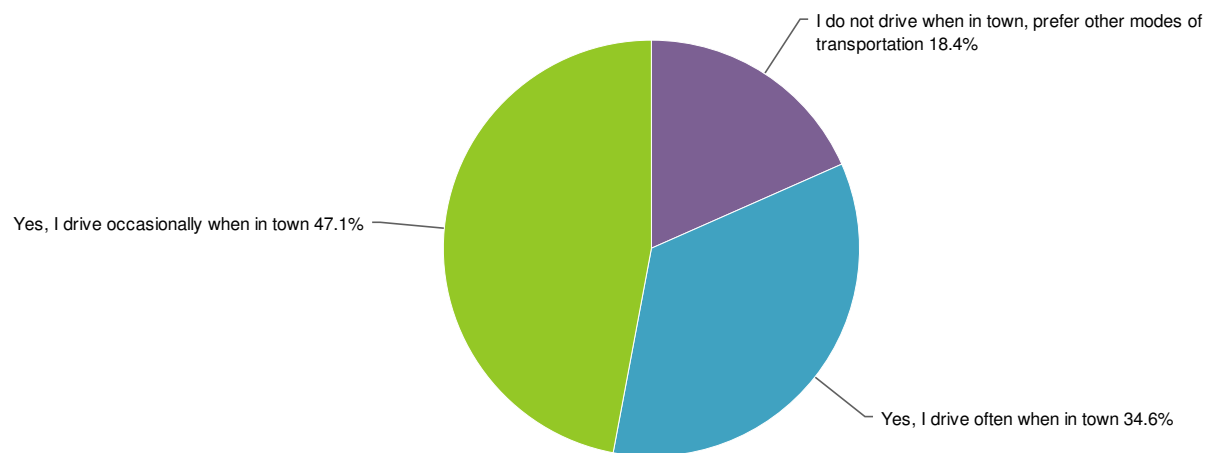
17. Generally how easy is it to find these destinations? Adjust the slider below to the left/right to indicate your choice.



Statistics

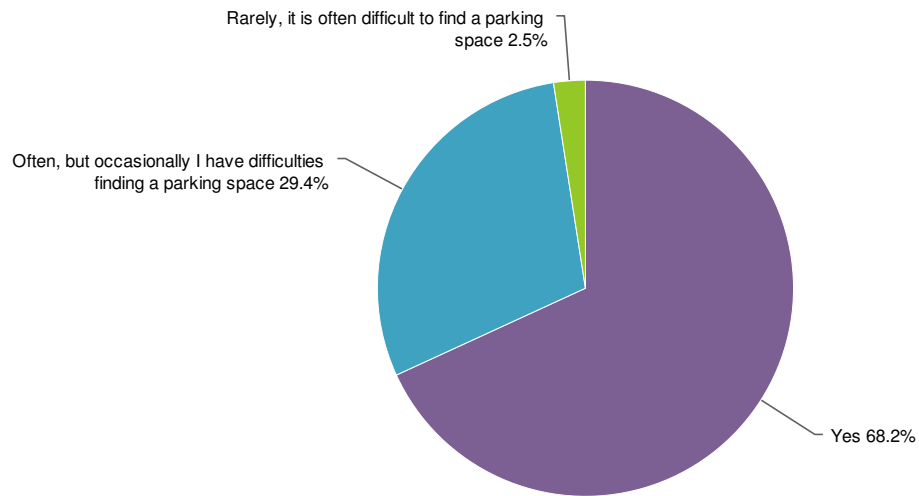
Sum	755.0
Average	1.7
StdDev	0.5
Max	2.0
Total	437

18. Do you drive when you are in town?



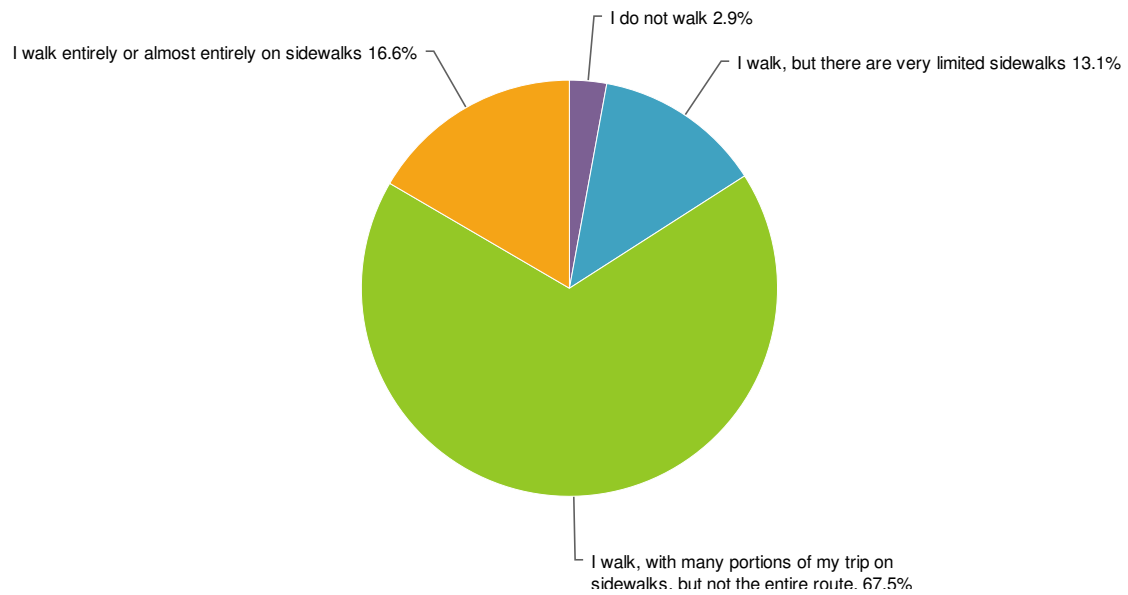
I do not drive when in town, prefer other modes of transportation	18.4%	84
Yes, I drive often when in town	34.6%	158
Yes, I drive occasionally when in town	47.1%	215
Total		457

19. Is parking adequate while you are in town?



Yes	68.2%	<div><div></div></div>	306
Often, but occasionally I have difficulties finding a parking space	29.4%	<div><div></div></div>	132
Rarely, it is often difficult to find a parking space	2.5%	<div><div></div></div>	11
Total			449

20. When you walk, do you utilize sidewalks, and for what portion of your trip?




I do not walk	2.9%	13
I walk, but there are very limited sidewalks	13.1%	59
I walk, with many portions of my trip on sidewalks, but not the entire route.	67.5%	305
I walk entirely or almost entirely on sidewalks	16.6%	75
Total		452

21. What is your experience with walking along the side of the road in Waterville Valley?



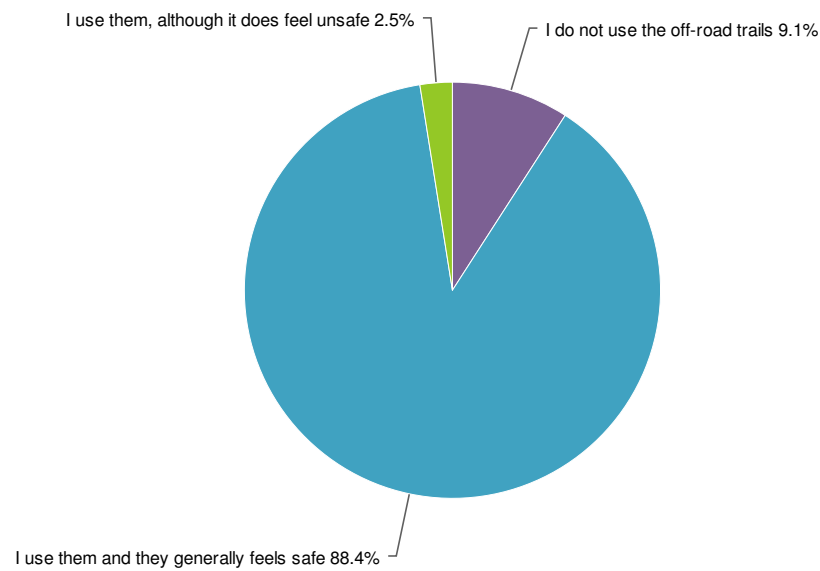
I do not walk along the road	7.8%	<div><div></div></div>	34
I walk along the road and it generally feels safe	78.5%	<div><div></div></div>	344
I walk along the road, although it does feel unsafe	13.7%	<div><div></div></div>	60
Total			438

What is your experience with walking along the side of the road in Waterville Valley? - Text Analysis



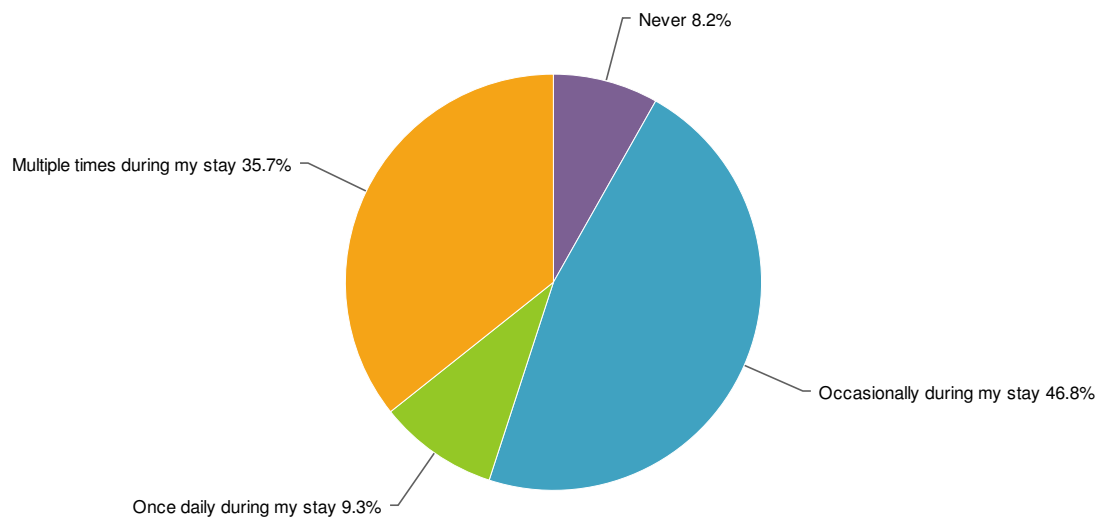
Bucket	100.0%	<div></div>	6
Total			6

22. What is your experience with "off-road" trails within town?



I do not use the off-road trails	9.1%	<div><div></div></div>	40
I use them and they generally feels safe	88.4%	<div><div></div></div>	388
I use them, although it does feel unsafe	2.5%	<div><div></div></div>	11
Total			439

23. How often do you use the "off-road" trails within town?

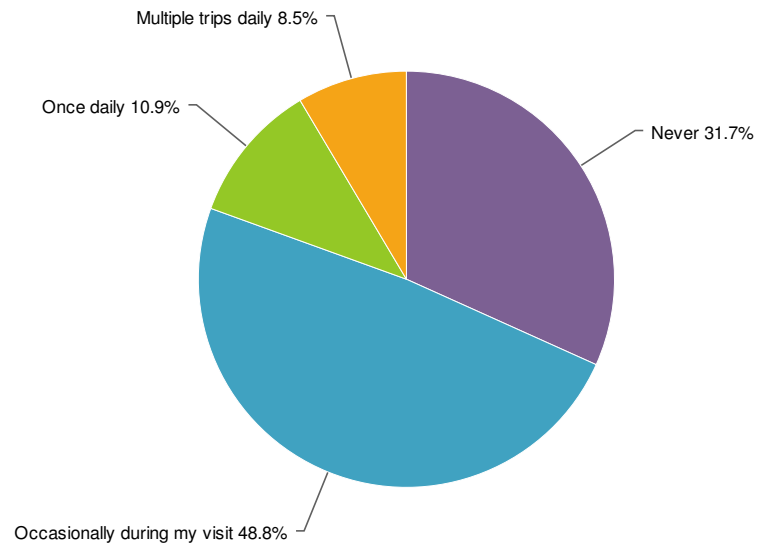


Never	8.2%	<div><div></div></div>	36
Occasionally during my stay	46.8%	<div><div></div></div>	206
Once daily during my stay	9.3%	<div><div></div></div>	41
Multiple times during my stay	35.7%	<div><div></div></div>	157
Total			440

Responses "Multiple times during my stay"	Count
Left Blank	435
2	2
2-3	1
3	1
3 or 4 times a day	1
3-4 x a week year round	1
5	2
Again, a seasonal question	1
As many as possible	1
Between town square and Tyler spring, particularly	1
I enjoy the trails zig zagging through the town.	1
I use the trail network for both biking and short hikes	1
I use the trails to get to and from town, and also for dog walks.	1
Walking the dog	1

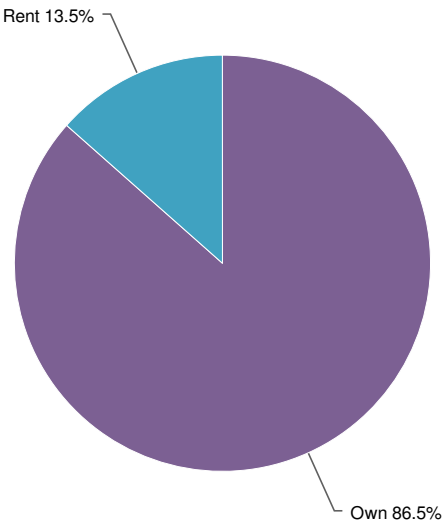
Responses "Multiple times during my stay"	Count
We go to W.V> for the trail adventures.	1
all seasons	1
almost daily	1
as much as possible	1
but not in winter	1
daily	1
easiest way to get from our condo to town ctr	1
i run on them often	1
spring and summer	1
usually taking my dog for a walk.	1
when convenient	1
Mustly the Mad River Trail but wea lso walk other trails within and immdeiatly adjacent to WVV.	1

24. How often do you use a bicycle while in town



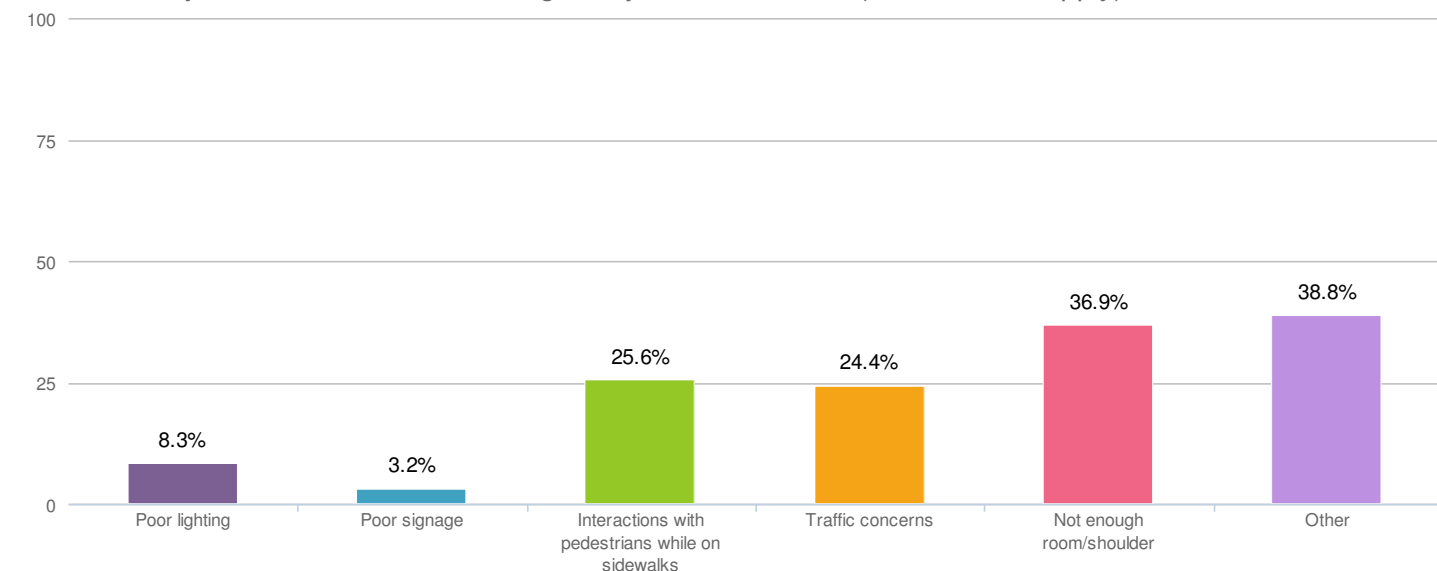
Never	31.7%	<div></div>	145
Occasionally during my visit	48.8%	<div></div>	223
Once daily	10.9%	<div></div>	50
Multiple trips daily	8.5%	<div></div>	39
Total			457

25. Do you own or rent your bike while you're in town?



Own	86.5%	<div><div></div><div></div></div>	302
Rent	13.5%	<div><div></div><div></div></div>	47
Total			349

26. What are your main concerns for using a bicycle while in town (check all that apply)?



Poor lighting	8.3%	<div><div></div></div>	26
Poor signage	3.2%	<div><div></div></div>	10
Interactions with pedestrians while on sidewalks	25.6%	<div><div></div></div>	80
Traffic concerns	24.4%	<div><div></div></div>	76
Not enough room/shoulder	36.9%	<div><div></div></div>	115
Other	38.8%	<div><div></div></div>	121
Total			312

Responses "Other"	Count
Left Blank	348
AGE!	1
Bicyclists on sidewalks. Bicycles should be on the street!	1
Bike less often than hike	1
Don't use	1
Frost heaves, unmarked drainage/culverts	1
Generally biking on the local roads is fine, though I spend more of my time on trails.	1
I don't bike	1
I don't ride.	1
I prefer to walk	1
It gets boring going around and around so we go down Route 49 when there isn't much traffic.	1
My cycling ability, hills from my house into town	1

Responses "Other"	Count
N/A	1
N/A in winter	1
NA	1
Need conveniently located bike stands where we can safely lock the bike	1
Never there in summer	1
No Concerns	1
No concerns	7
No concerns	1
No concerns, but there is no good place to store my bike at my condo.	1
No room to bring a bicycle in the car	1
None	6
None	1
None!	1
Not applicable	1
Not enough places to park and lock bikes	1
Places to secure bikes	1
Prefer to walk	1
Secure parking	1
Snow	1
Trails - rocks/stones	1
Trails are not bike friendly	1
Usually walk or car	1
We need more crosswalks.	1
Winter	1
bicycle repair shop	1
bikes should NOT be ridden on sidewalks, which should be reserved for pedestrians	1
biking is very easy at waterville	1
feels comfortable	1
generally we visit in winter so biking is not advised.	1
great place to ride	1
high cost of rentals	1

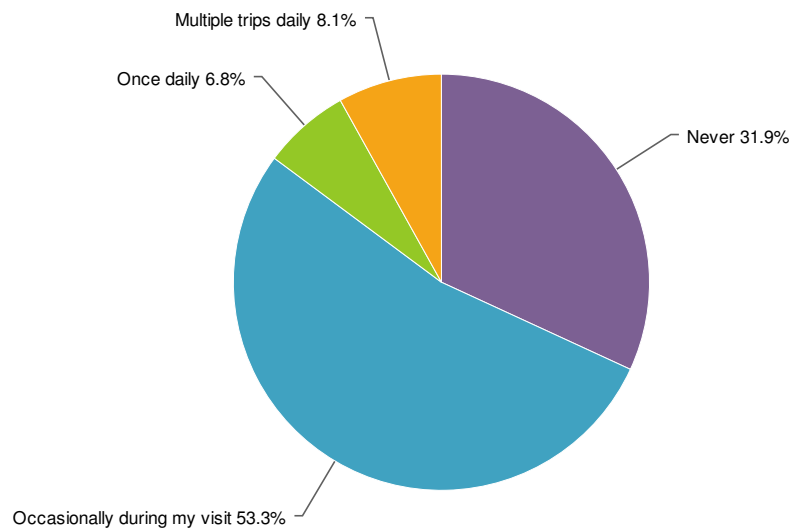
Responses "Other"	Count
i live outside the valley	1
lack of marked bike paths for my children	1
locking it up if needed.	1
n/a	1
no bike racks at some condos where I visit	1
no concern	1
no concerns	15
no issues	2
no problem	1
no real concerns	2
no real issue often use bike on trails for exercise as opposed to transportation	1
no serious concerns	1
none	15
none - just need to rent one.	1
none really	1
other cyclists that aren't experienced	1
other riders can be reckless	1
pavement needs repairs	1
snow	2
storage, racks	1
the few time we have ridden no problems	1
theft-I'm a bit paranoid	1
time constraints of rental shop	1
very few concerns	1
weather; we are mostly winter visitors	1
would like more variety and choice of trails	1
sidewalks/trails and not bike friendly, bumps etc. Streets with kids is not always ideal. bike paths would be awesome	1
The speed of cars on the mail road is an issue. Bikers should not be on sidewlaks but they are, atleast in part, due to inadequate shoulders for bikes to use. Bike lanes should be maked on the streets.	1
Tourists that rent need to be told the rules of the road. many times they are riding across the road in groups.	1

Responses "Other"**Count**

I drive on the road, but many people drive on the sidewalk. especially younger children. The sidewalks should be wider to accommodate walking and riding.

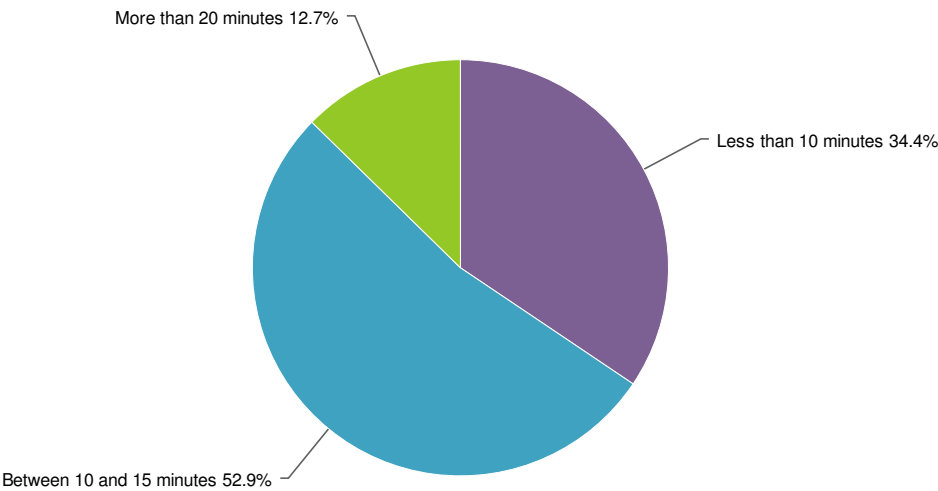
1

27. How often do you use the transit ("Schuss") bus or Trolley?



Never	31.9%	<div><div></div></div>	146
Occasionally during my visit	53.3%	<div><div></div></div>	244
Once daily	6.8%	<div><div></div></div>	31
Multiple trips daily	8.1%	<div><div></div></div>	37
Total			458

28. You indicated that you use the Schuss Bus or Trolley on occasion. How long do you typically have to wait for it?

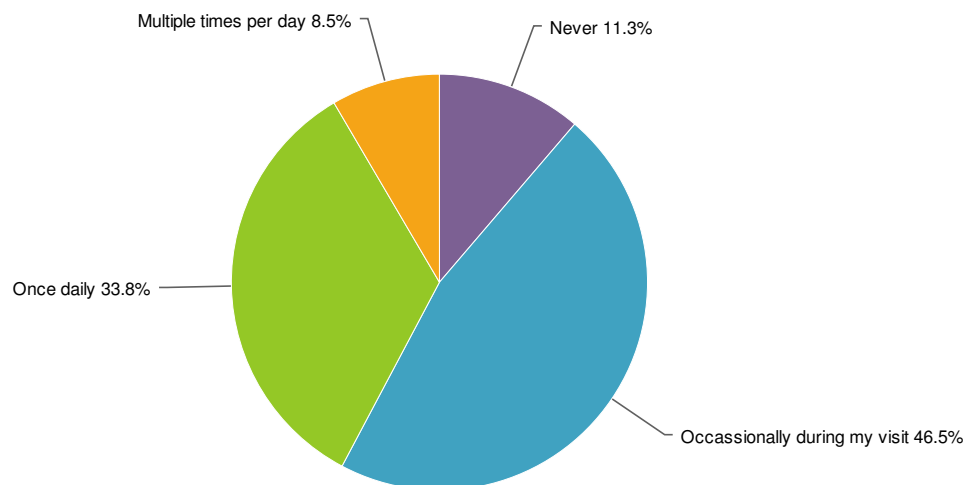


				Statistics	
Less than 10 minutes	34.4%	<div><div></div></div>	106	Sum	1,060.0
Between 10 and 15 minutes	52.9%	<div><div></div></div>	163	Average	10.0
More than 20 minutes	12.7%	<div><div></div></div>	39	Max	10.0
Total			308		

29. How important to you are improvements to the existing sidewalk system? The 2005 Waterville Valley Master Plan states: "Establishing safer and more extensive facilities to enhance the safety of Pedestrian travel is one of the critical needs of the Town. This need is directly related to the vision of establishing a "Pedestrian Friendly community". As such the objective of the plan is to provide: Wider, more extensive and integrated sidewalks throughout the Town Adequate lighting in all pedestrian areas. More extensive and visible pedestrian crosswalks. Handicapped accessible sidewalks" Based on the above statements, please rank the following by their importance to you

	Not Important	Somewhat Important	Very Important	Responses
Wider sidewalks	23 34.3%	25 37.3%	19 28.4%	67
More sidewalks	15 21.7%	26 37.7%	28 40.6%	69
Better defined walking area along roadways	16 23.2%	21 30.4%	32 46.4%	69
More lighting along pedestrian walks	23 33.8%	18 26.5%	27 39.7%	68
More defined crosswalks	20 29.4%	30 44.1%	18 26.5%	68
Additional crosswalks	33 52.4%	18 28.6%	12 19.0%	63
Handicap accessible sidewalks	19 29.2%	25 38.5%	21 32.3%	65

30. How often do you park within the Town Square parking lots?



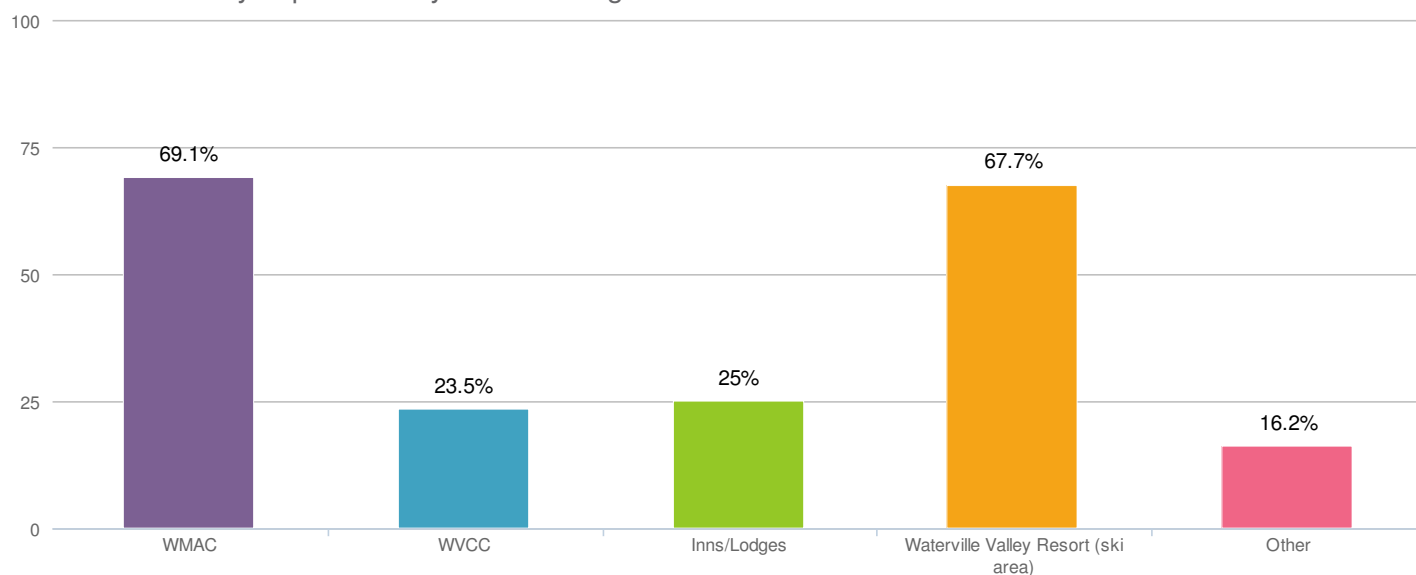
Never	11.3%	<div><div></div></div>	8
Occassionally during my visit	46.5%	<div><div></div></div>	33
Once daily	33.8%	<div><div></div></div>	24
Multiple times per day	8.5%	<div><div></div></div>	6
Total			71

31. If you park at the Town Square parking lots, please rank the following attributes. Adjust the sliders below to the left/right to indicate your choices

	Average	Max	StdDev	Responses
Parking is generally available	3.72	5	1.10	65
Parking is convenient to my destination	3.58	5	1.07	64
Parking area is well organized	2.64	5	1.34	61
Signage and lighting are adequate	2.73	5	1.39	59
Parking area is well connected to Town Square	3.28	5	1.12	61
Parking area is attractive	2.06	5	1.02	53

Total 67

32. Where else do you park while you are visiting?

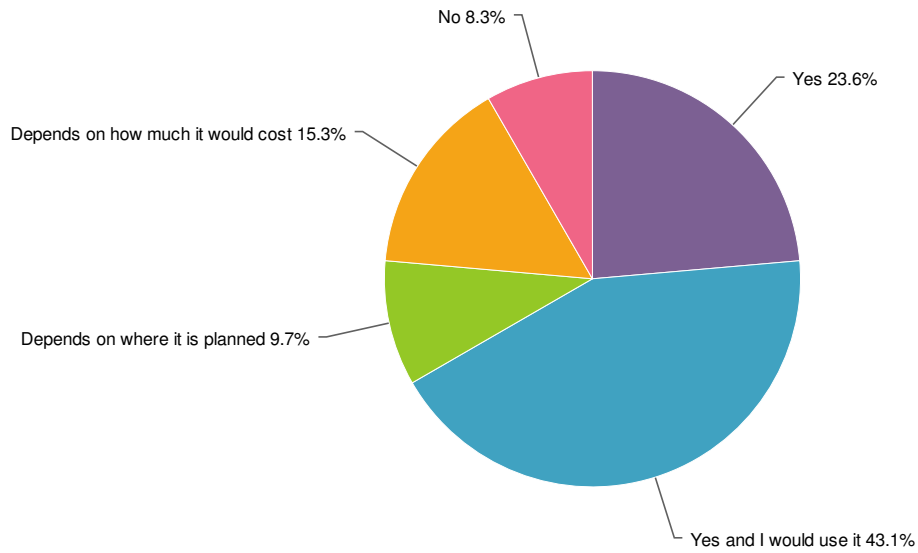


WMAC	69.1%	<div><div></div></div>	47
WVCC	23.5%	<div><div></div></div>	16
Inns/Lodges	25.0%	<div><div></div></div>	17
Waterville Valley Resort (ski area)	67.7%	<div><div></div></div>	46
Other	16.2%	<div><div></div></div>	11
Total			68

Responses "Other"	Count
Left Blank	451
At home	1
Recreation Center	1

Responses "Other"	Count
Some trail heads	1
WVEC/Rec	1
WVES	1
depot camp	1
depot camp lot	1
library golf course	1
my condo	1
tennis center, library, school	1
windsor hill condo's	1

33. The Town Master Plan notes that "there are no marked bike paths in the town". Should the town develop a dedicated bike path system?



Yes	23.6%	<div><div></div></div>	17
Yes and I would use it	43.1%	<div><div></div></div>	31
Depends on where it is planned	9.7%	<div><div></div></div>	7
Depends on how much it would cost	15.3%	<div><div></div></div>	11
No	8.3%	<div><div></div></div>	6
Total			72

34. Earlier you indicated that you use the Schuss Bus or Trolley. Based on your use of the service, please rank the following attributes. Adjust the sliders below to the left/right to indicate your choices.

	Average	Max	StdDev	Responses
The bus service is very convenient	3.00	5	1.43	43
The bus stops are well placed	2.78	5	1.26	45
The bus stops are safe and inviting	2.59	5	1.45	44
The quality of the bus is adequate	2.64	5	1.35	45
The routes available are adequate	2.70	5	1.37	43
Information about the routes and schedules are readily available	1.13	5	1.17	38

Total 47

35. Earlier you indicated that you do not use the Schuss (or Trolley) Bus. Based on that response, please rank the following statements on how they are influencing your decision to not use the bus service?

	Average	Max	StdDev	Responses
The bus is not convenient	2.53	5	1.68	17
Bus stops are not located near to me	2.50	5	2.10	14
The bus stops are not safe or inviting	1.64	5	1.97	11
I wait too long for service	2.59	5	1.85	17
The bus is not attractive or comfortable	2.83	5	1.86	12
The bus doesn't go where i want to go	2.09	5	1.73	11
I do not know the schedule or routes	2.38	5	1.69	13

Total 20